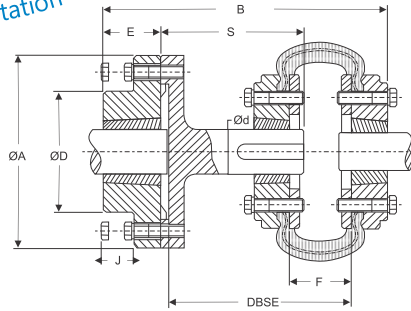





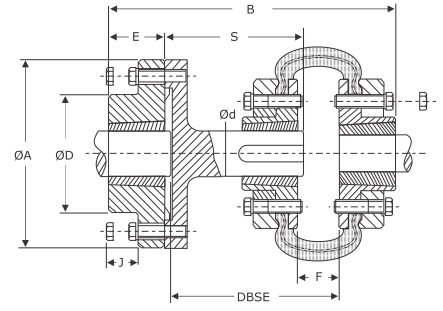
UTL FLEXIBLE COUPLINGS

Utkarsh[®]
FLEXIBLE COUPLINGS
 Revolutionizing Rotation

UTL UTTS / UTTOS COUPLINGS
 (Tyre Spacer Couplings)



UTTS 0040 to 0060



UTTOS 0070 to 0140

FEATURES

- Spacer makes maintenance more efficient and easy as a space between two shafts up to DBSE is available
- No requirement of re-aligning after dismantling of coupling
- UTL offer two types of tyres option based on torque ratings

DIMENSIONS & TECHNICAL DATA

Size	Rated Torque Nm	Rated Torque HTX Nm	DBSE	Bush Size	ØA	ØD	B		E	J	S		Ød	Tyre size UT / UTT	Bush Size	F	
							UT	UTT			UT	UTT				UT	UTT
12	21	48	80	1210	118	83	130	-	25	22	57	-	25	UT 0040	1008	21	-
	21	48	100	1210	118	83	150	-	25	22	77	-	25	UT 0040	1008	21	-
16	21	48	100	1615	127	80	163	-	38	24	94	-	32	UT 0040	1008	21	-
	21	48	140	1615	127	80	203	-	38	24	134	-	32	UT 0040	1008	21	-
	53	102	100	1615	127	80	166	-	38	24	94	-	32	UT 0050	1210	25	-
	53	102	140	1615	127	80	206	-	38	24	134	-	32	UT 0050	1210	25	-
	106	203	100	1615	127	80	166	-	38	24	-	-	32	UT 0060	1610	30	-
	106	203	140	1615	127	80	206	-	38	24	-	-	32	UT 0060	1610	30	-
25	162	249	100	2517	178	127	-	180	45	27	-	94	48	UTT 0070F	2012	-	16
	162	249	140	2517	178	127	-	220	45	27	-	134	48	UTT 0070F	2012	-	16
	162	249	180	2517	178	127	-	260	45	27	-	174	48	UTT 0070F	2012	-	16
	253	407	100	2517	178	127	-	193	45	27	-	94	48	UTT 0080F	2517	-	21
	253	407	140	2517	178	127	-	233	45	27	-	134	48	UTT 0080F	2517	-	21
	253	407	180	2517	178	127	-	273	45	27	-	174	48	UTT 0080F	2517	-	21
	365	509	140	2517	178	127	-	233	45	27	-	134	48	UTT 0090	2517	-	24
	365	509	180	2517	178	127	-	273	45	27	-	174	48	UTT 0090	2517	-	24
30	505	610	140	3030	216	146	-	270	76	33	-	134	60	UTT 0100F	3020	-	20
	505	610	180	3030	216	146	-	310	76	33	-	174	60	UTT 0100F	3020	-	20
	712	876	140	3030	216	146	-	270	76	33	-	134	60	UTT 0110	3020	-	21
	712	876	180	3030	216	146	-	310	76	33	-	174	60	UTT 0110	3020	-	21
35	1184	1424	140	3535	248	178	-	297	89	33	-	134	80	UTT 0120F	3525	-	25
	1184	1424	180	3535	248	178	-	337	89	33	-	174	80	UTT 0120F	3525	-	25
	1881	3117	140	3535	248	178	-	297	89	33	-	134	80	UTT 0140	3525	-	22
	1881	3117	180	3535	248	178	-	337	89	33	-	174	80	UTT 0140	3525	-	22

MATERIAL SPECIFICATIONS

Flange	Size - 0040-0140	Cast Iron	CI	DIN 1693 GG 20
Tyre	All Size	Natural Rubber	NR	ASTM D2000 810
Clamping Ring	Size - 0040-0140	Mild Steel	St	BS 970
Spacer	Size - 0040-0140	Cast Iron	Cs	BS 970
Hex Bolt	Size - 0040-0140	High Tensile	St	ISO 4014 : Gr 8.8
Taper Bush	Size - 1008-3525	Cast Iron	CI	DIN 1693 GG 20



* For temperature range of elastomers please see on page no. 47 - coupling selection
www.utlcoupling.com